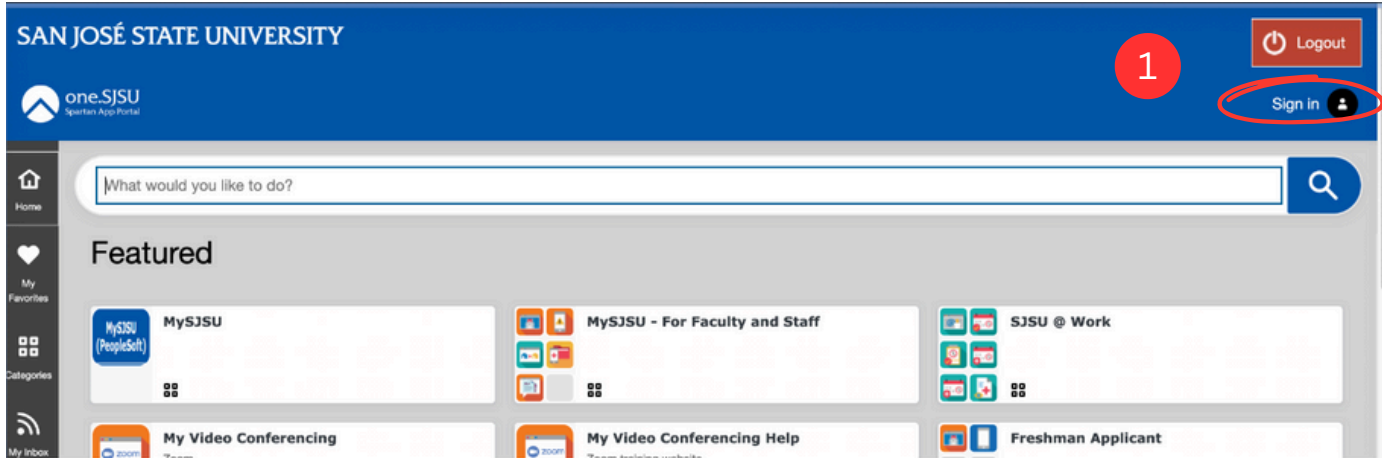
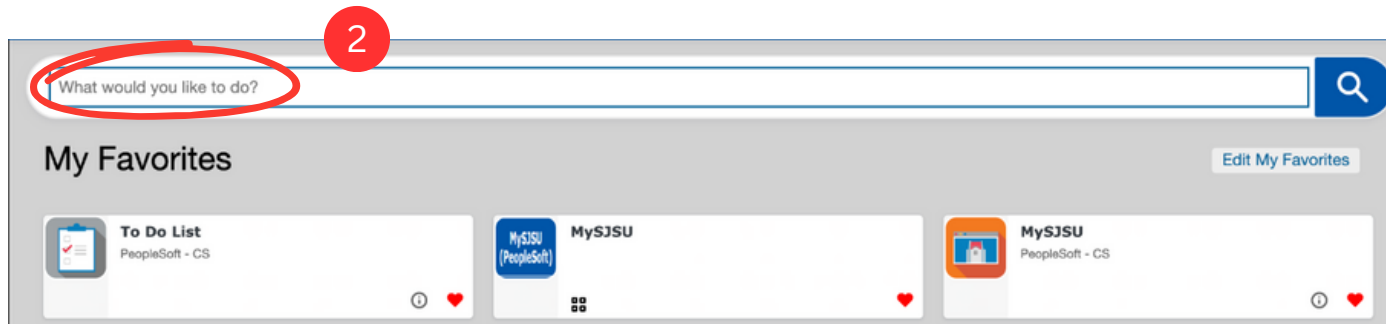


How to View your Enrollment Category

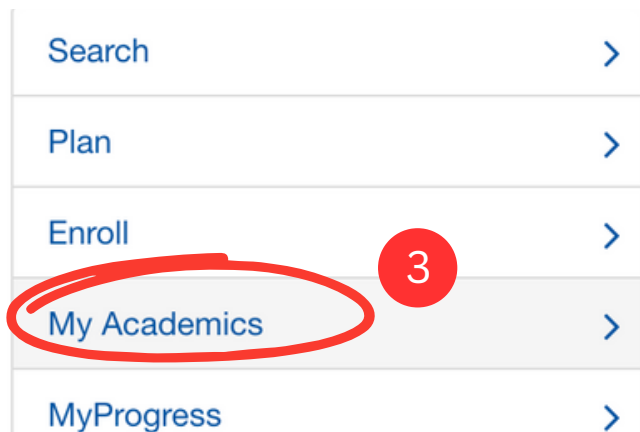
1. Navigate to **one.sjsu.edu**, sign in using your SJSU ID and password, and click the MySJSU tile to enter your student portal.



2. If you do not see the **MySJSU** tile, search for it in the “What would you like to do?” search bar at the top of the page.



3. In the **Academics** section of your Student Center, click on **My Academics**.



4. Once on the My Academics page, click on the **CSU FacGrad Campus Page** at the bottom of the page.

View MyProgress report	>
Create a what-if scenario	>
View my advisors	>
View my transfer credit report	>
View my course history	>
View my unofficial transcript	>
View my Adviser Notes	>
CSU FacGrad Campus Page	>

5. This will take you to the CSU Campus Page. Here is where you will find your **Math and Writing Enrollment Category**.

WST Scores Information 5

Writing Enrollment Category
Math Enrollment Category