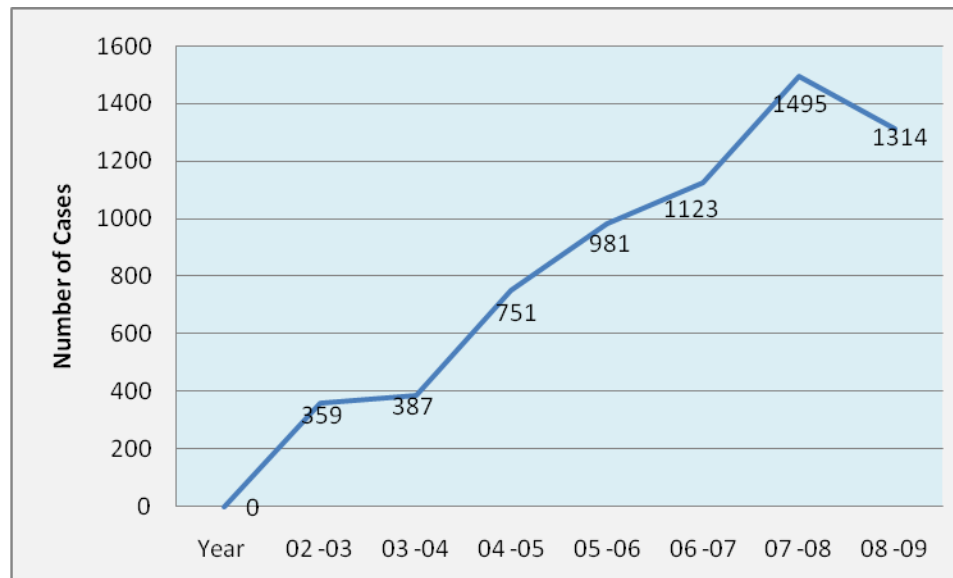


Office of Student Conduct & Ethical Development 2008 -2009 Statistics

During the 2008 - 2009 academic year, the Office of Student Conduct & Ethical Development experienced slight decrease of the number of cases (1314) as compared to the 2007 – 2008 academic year (1495) for an overall decrease of 9%

Student Conduct Cases

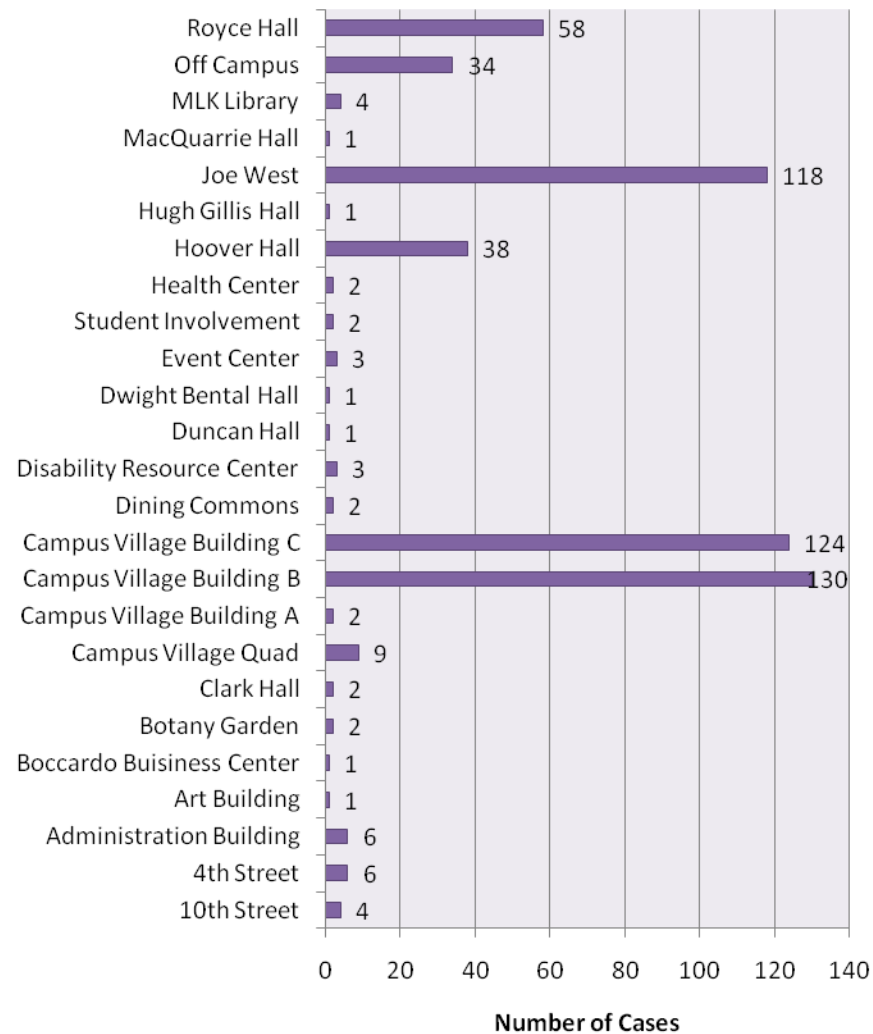
2002 – 2009



2008-2009 Student Conduct Violations (Monthly)

	JUL	AUG	SEPT	OCT	NOV	DEC	JAN	FEB	MAR	APR	MAY	JUNE	TOTAL # Violations
VIOLATION													
1A - Cheating	1		5	9	1	25		6	5	8	26	5	91
1B - Plagiarism	6	4	7	11	28	30	8	10	12	21	18		155
1B - Fraud		1	3	1	2	1	4	1		1	1		15
1C - Forgery	2				2	1	1				1		7
1D - Misrep / Agent								2			4	3	9
2 - Unauthorized Entry / Misuse	2	3	1	1		4			1	1			13
3 - Willful Disruption / Obstruction								1					1
4 - Participating / Disruptive						1							1
5 - Willful Disruption / Traffic													
6 - Disorderly / Lewd		1		5	17	3	6	8	6	24	5	2	77
7 - Threatening Conduct	7	3	4	3	7	3	5	2	4	14	5		57
8 - Hazing		9	29										38
9 - Illegal Drugs		10	46	30	13	11	6	35	22	34	4	1	212
10 - Alcohol	10	23	92	124	89	30	56	98	68	68	40	4	702
11 - Theft		11	7	4	6	6	4	7	10	12	11	2	80
12 - Unauthorized Destruction									1	8			9
13 - Weapons		1	4						6	1			12
14 - Unauthorized Recording													
15 - Misuse of Computer													
16 - Violation of Univer. Policy	8	24	101	49	39	6	42	86	34	63	30	1	483
17 - Failure to Comply	4	1	4	1		3	1	3	6	10	1	1	35
18 - Federal / State										2			2
19 - Student Conduct Procedures			14					1	1				16
20 - Encouraging Another		9	11					1			1		21
TOTAL # of Violations per month	40	100	318	238	204	124	133	261	176	267	147	19	2036

2008 -2009 Referral Location (Non Academic)



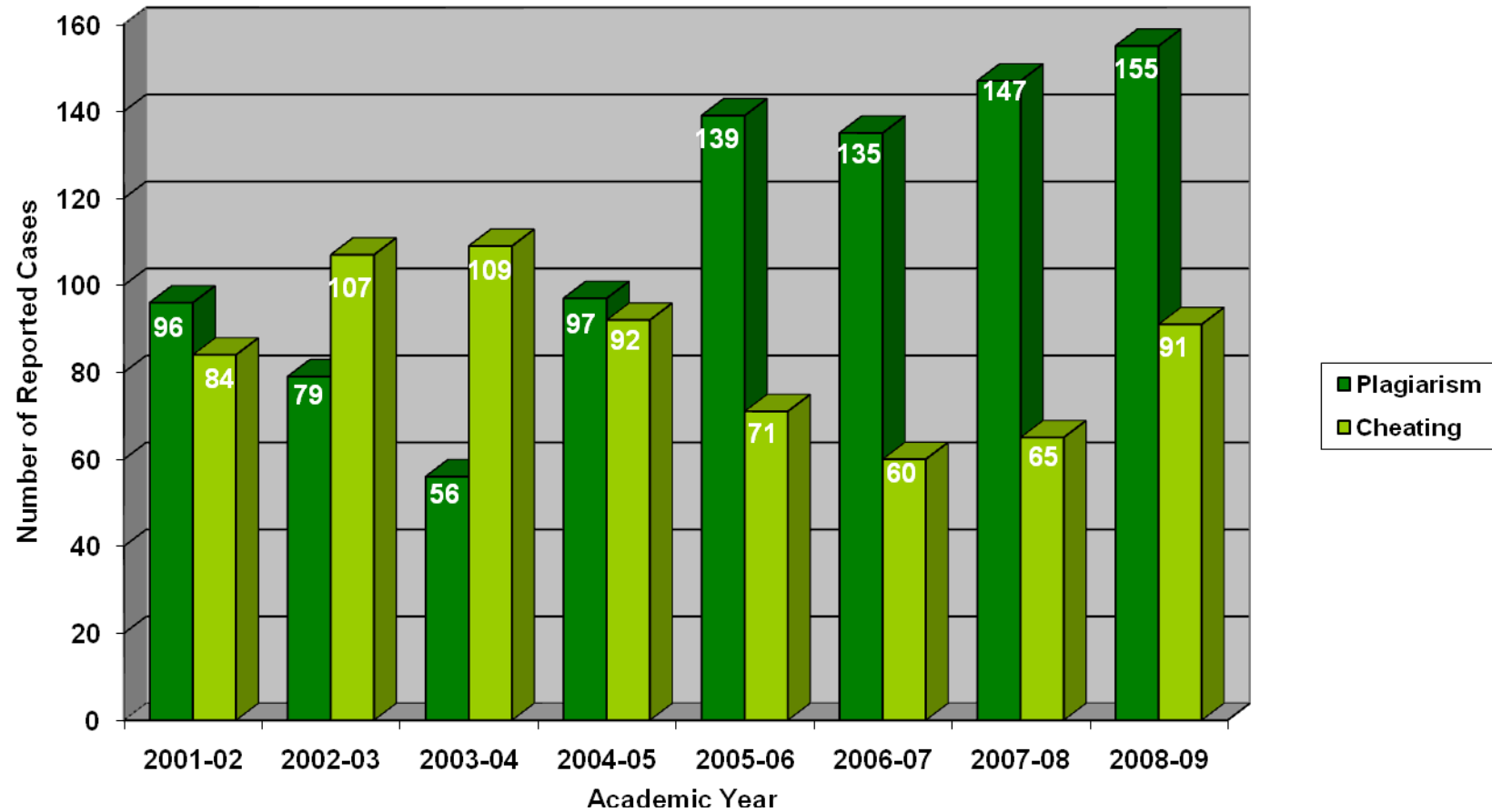
Recidivism to the Student Conduct Process

Year	Total Number of referrals to the Office of Student Conduct & Ethical Development	Total number of return visits to the Office of Student Conduct & Ethical Development	Recidivism Rate
2008 – 2009	2036	242	11%
2007 – 2008	1495	353	7%

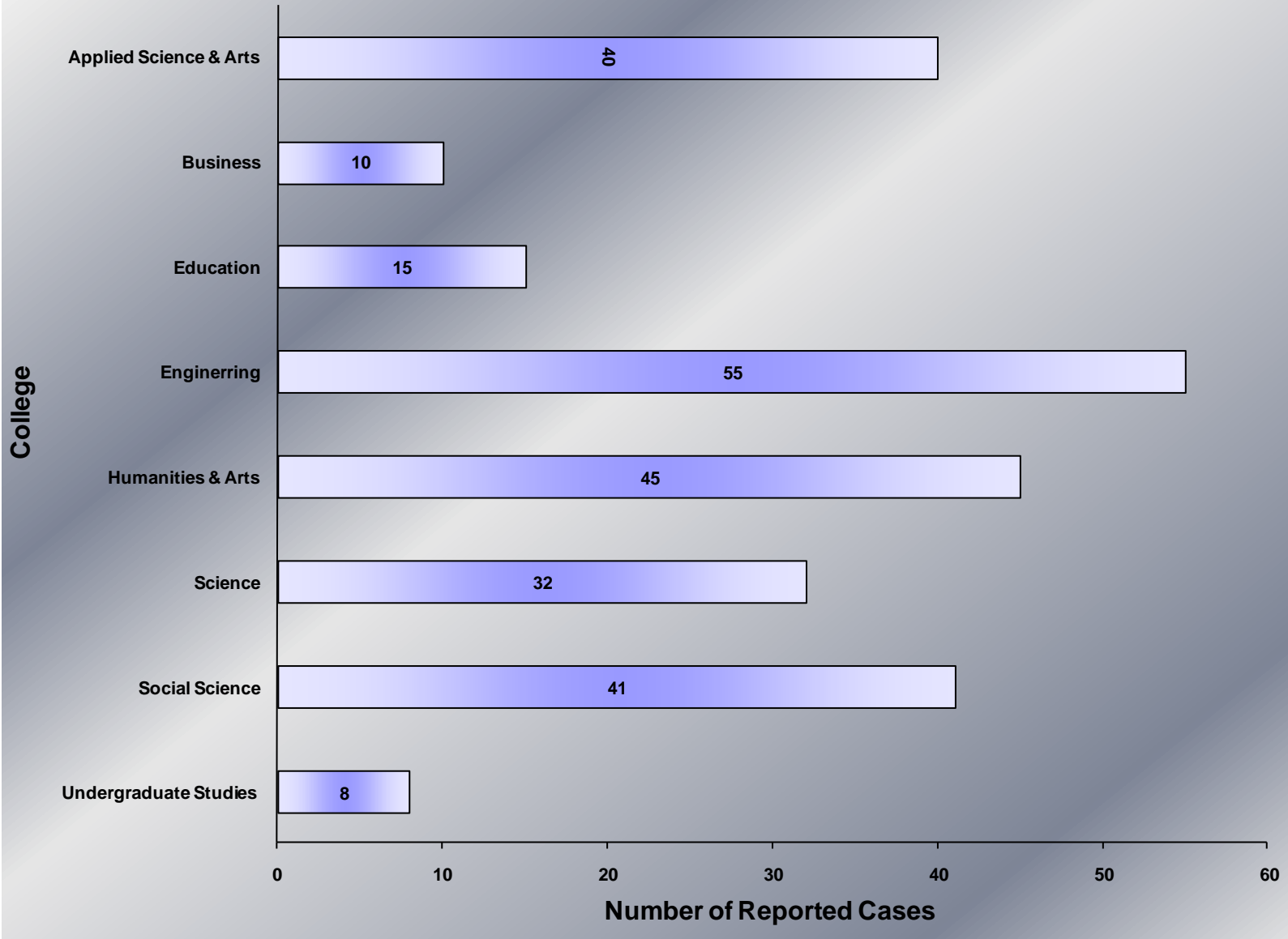
Academic Integrity Cases

This past academic year 246 reports of violations to the Academic Integrity Policy were filed with the Office of Student Conduct & Ethical Development. Ninety-one (91) were for incidents of cheating. The remaining one hundred fifty five (155) were for plagiarism.

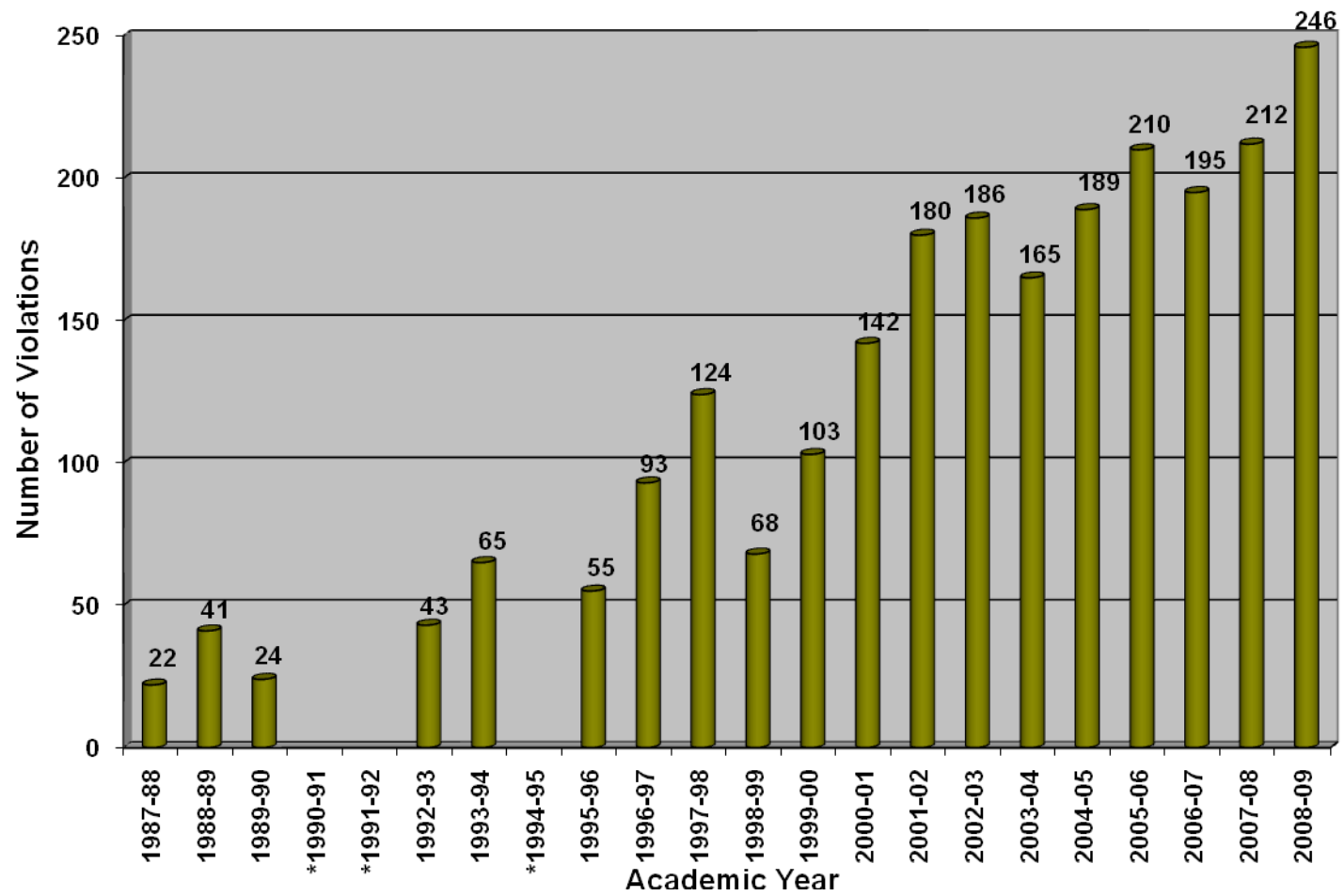
Number of Reported Cases & Violations to the Academic Integrity Policy 2001-2009



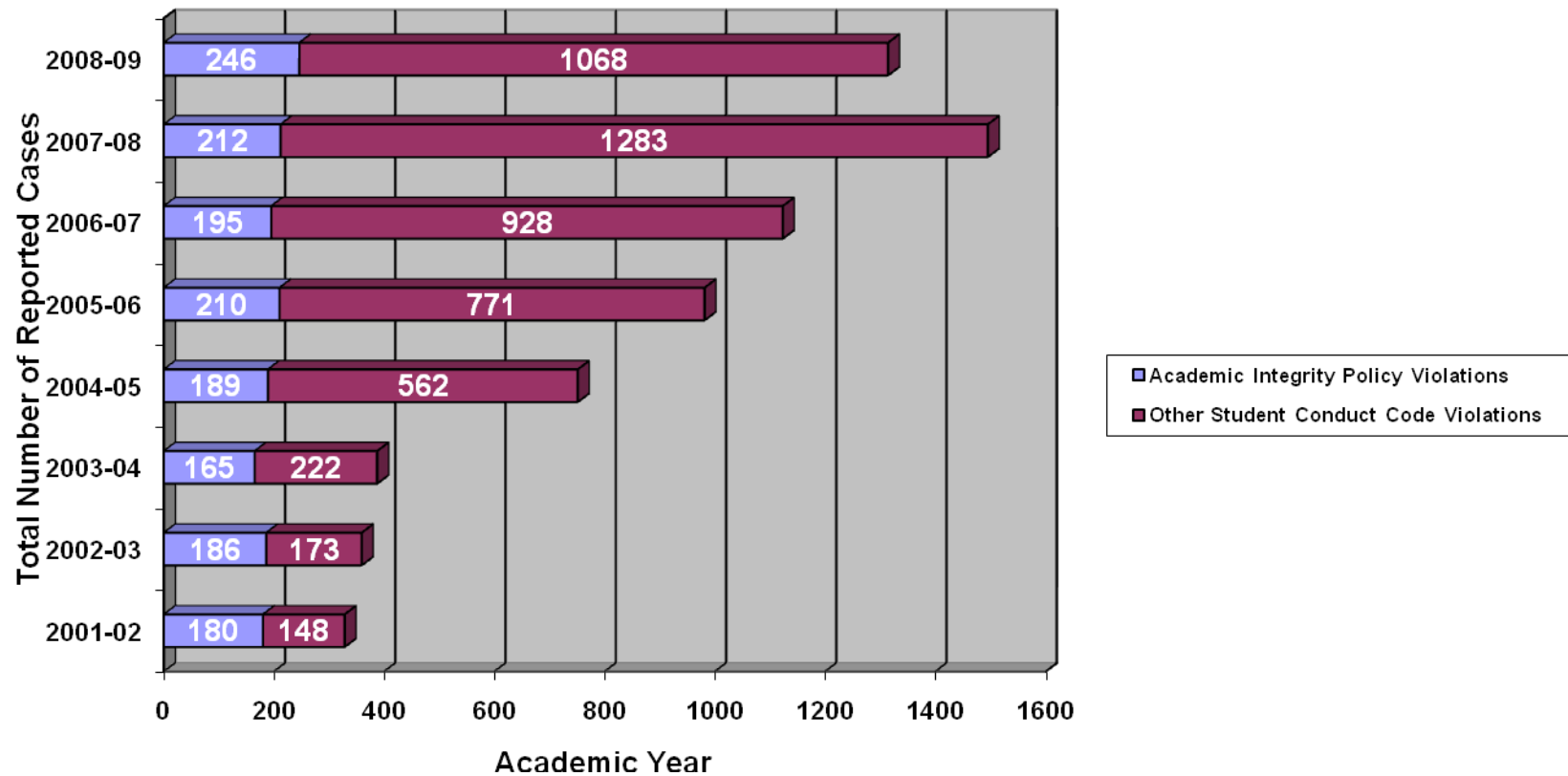
Reported Cases of Violations to the Academic Integrity Policy 2008 - 09



Number of Academic Integrity Violations between 1987-2009



Total Number of Student Conduct Code Violations Compared to Academic Integrity Policy Violations 2001-2009



VIOLATIONS TO THE ACADEMIC INTEGRITY POLICY STATISTICAL REPORT 2009-2010

Summary

During the 2009-2010 academic year, 232 reports of violations to the Academic Integrity Policy were filed with the Office of Student Conduct & Ethical Development. Seventy seven (77) were for incidents of cheating. The remaining one hundred fifty five (155) were for plagiarism.

The following two lists summarized the academic sanctions applied by the faculty for cheating and plagiarism.

<u>Academic Sanctions for Plagiarism</u>	<u>Number</u>	<u>Academic Sanctions for Cheating</u>	<u>Number</u>
"F" on assignment	25	"F" on assignment/exam	7
"F" in the course	22	"F" in the course	14
Lower grade on assignment	21	Lower grade on assignment	3
Lower final course grade	6	Lower final course grade	7
No action	29	No credit for the course	3
No credit for the course	10	No action	20
"0" on the assignment	39	"0" on the assignment	14
Re-do the assignment	3	"0" on the exam	8
Total:	155	Warning	1
		Total:	77

Of the 232 cases reported, 88 (38%) were referred to the Office of Student Conduct & Ethical Development for administrative disciplinary sanctions. The following list summarizes the disciplinary sanctions issued by the Office of Student Conduct & Ethical Development.

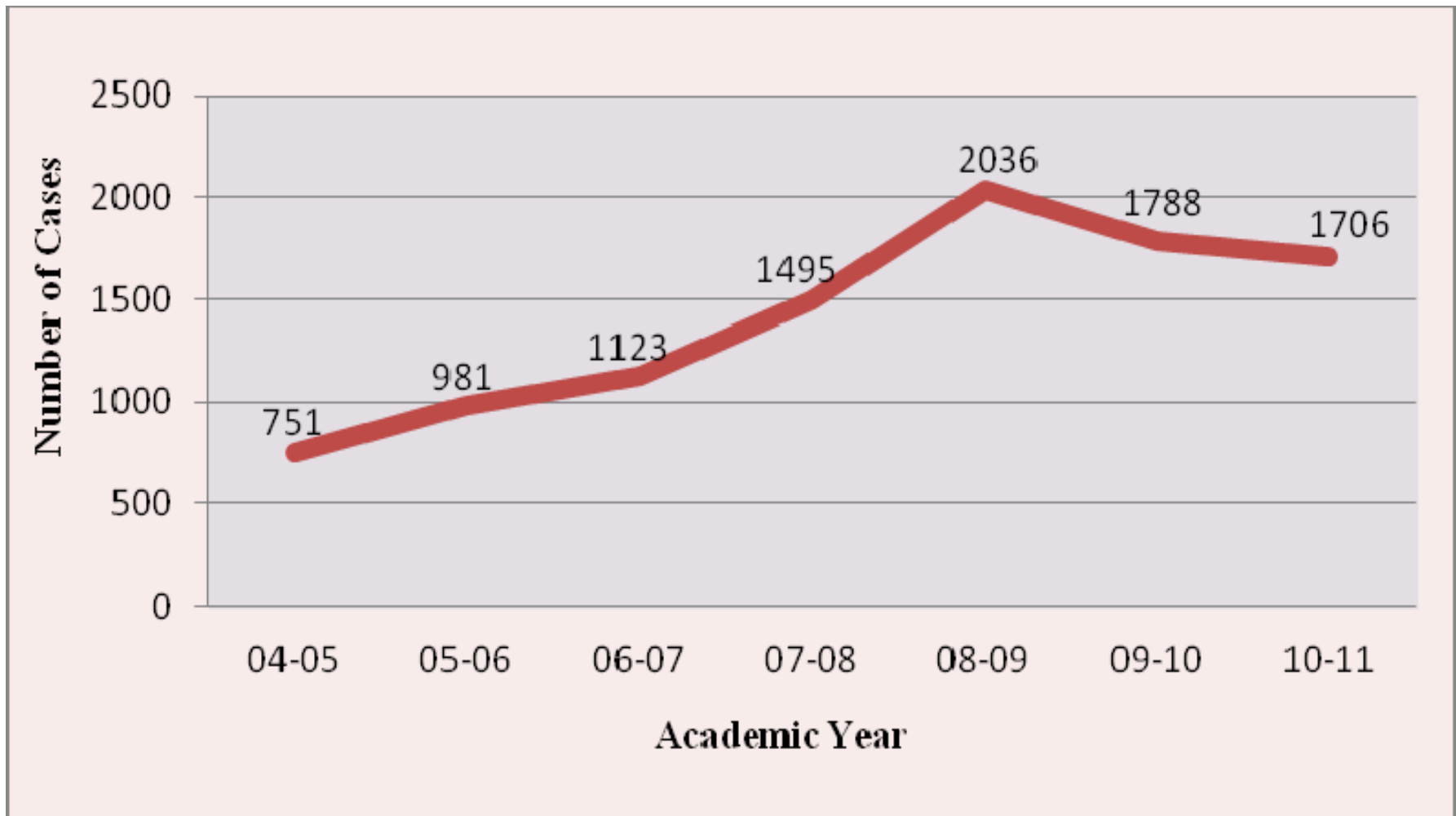
Administrative Disciplinary Sanctions

Suspension	4
Probation	54
Probation & Reflective Paper	10
Probation & Writing Center	11
Counseling Services	0
Warning	9
Total:	88

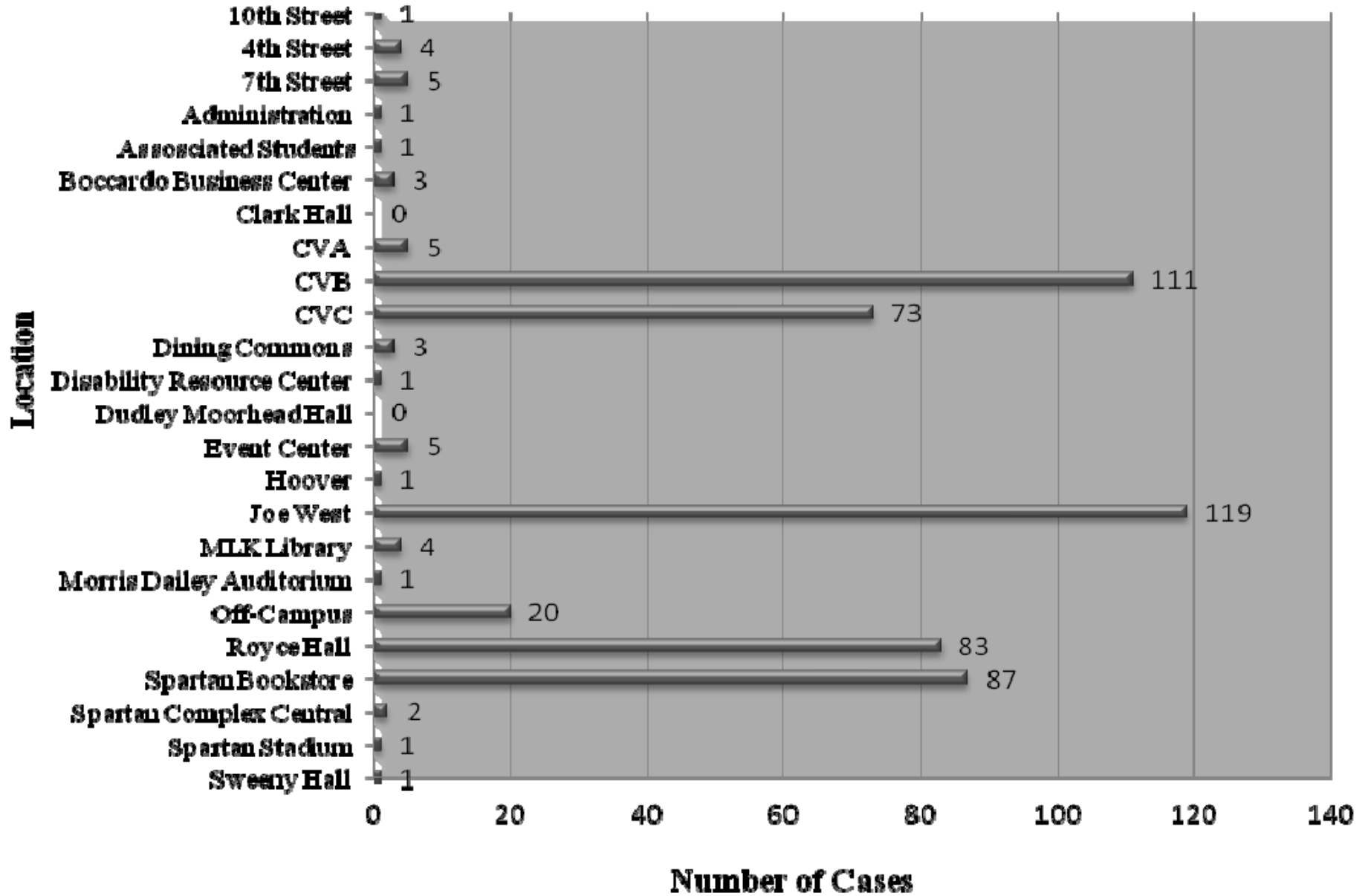
Office of Student Conduct & Ethical Development 2010 -2011 Statistics

During the 2010 - 2011 academic year, the Office of Student Conduct & Ethical Development experienced slight decrease of the number of cases (1706) as compared to the 2009 – 2010 academic year (1788) for an overall decrease of 5%

Student Conduct Cases 2004 – 2011



2010 - 2011 Referral Location (Non Academic)



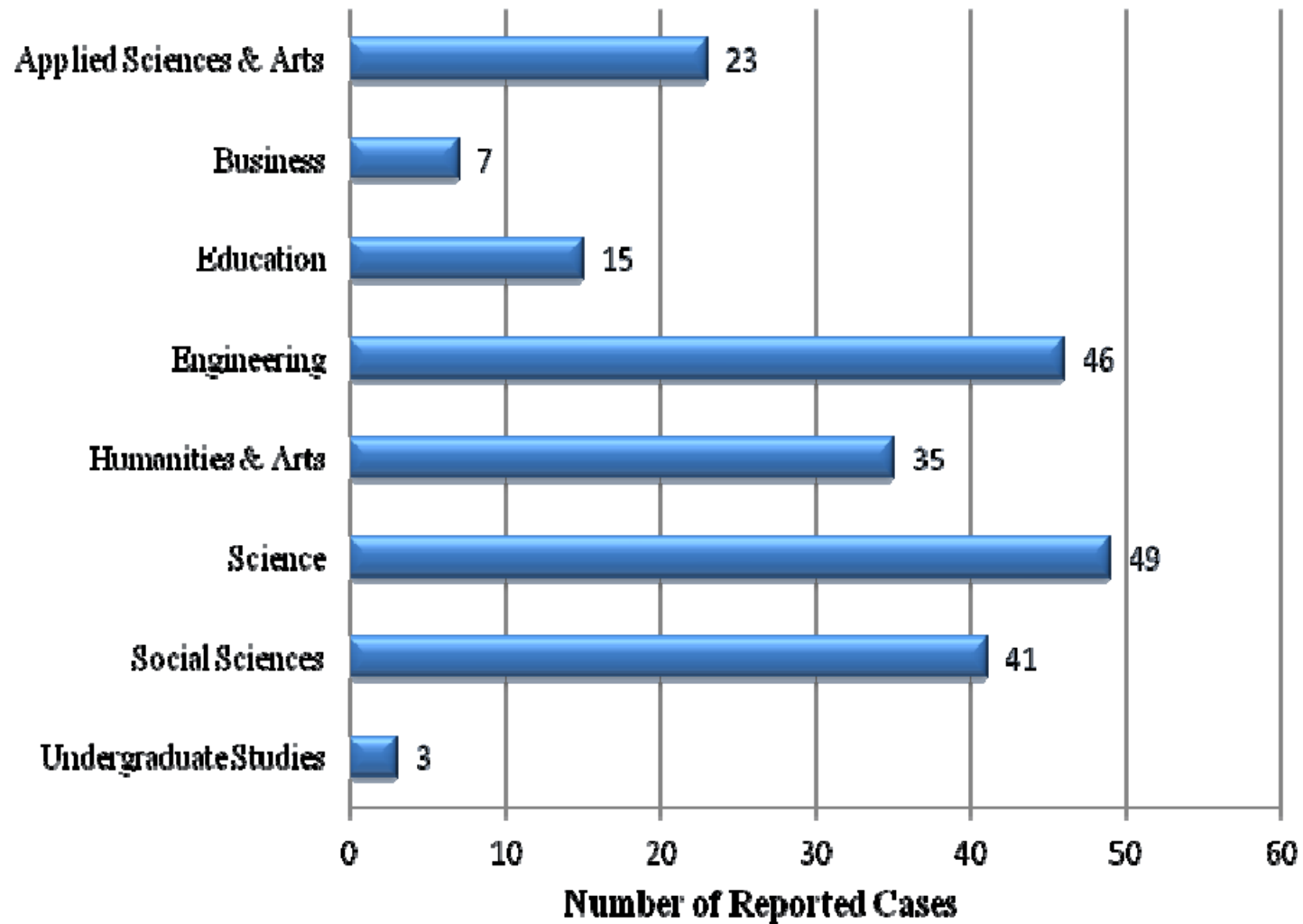
Recidivism to the Student Conduct Process

Year	Total Number of referrals to the Office of Student Conduct & Ethical Development	Total number of return visits to the Office of Student Conduct & Ethical Development	Recidivism Rate
2010 – 2011	1706	90	5%
2009 – 2010	1788	206	12%

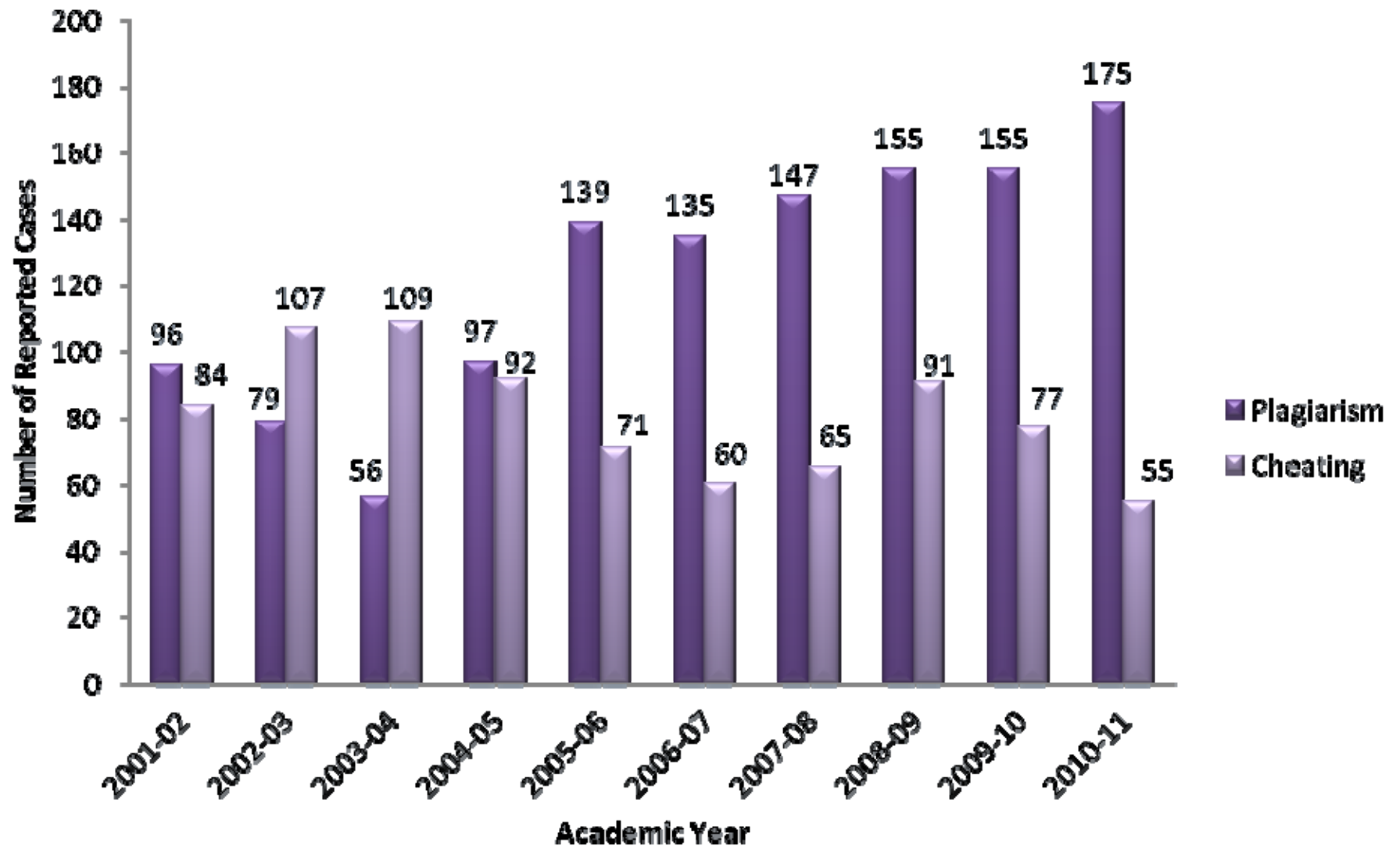
Academic Integrity Cases

This past academic year 230 reports of violations to the Academic Integrity Policy were filed with the Office of Student Conduct & Ethical Development. Fifty-five (55) were for incidents of cheating. The remaining one hundred seventy five (175) were for plagiarism.

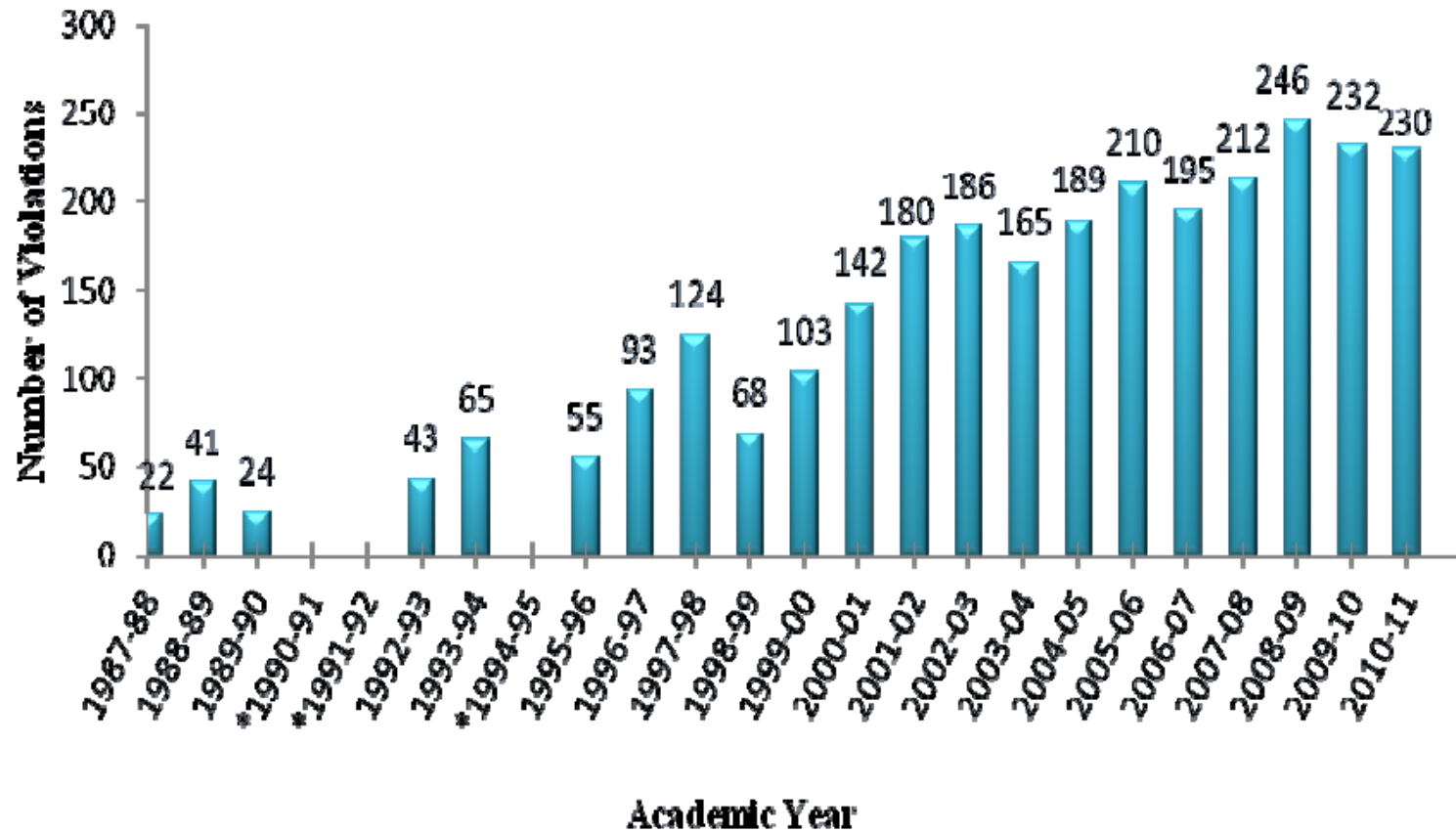
Reported Cases of Violations of the Academic Integrity Policy 2010-2011



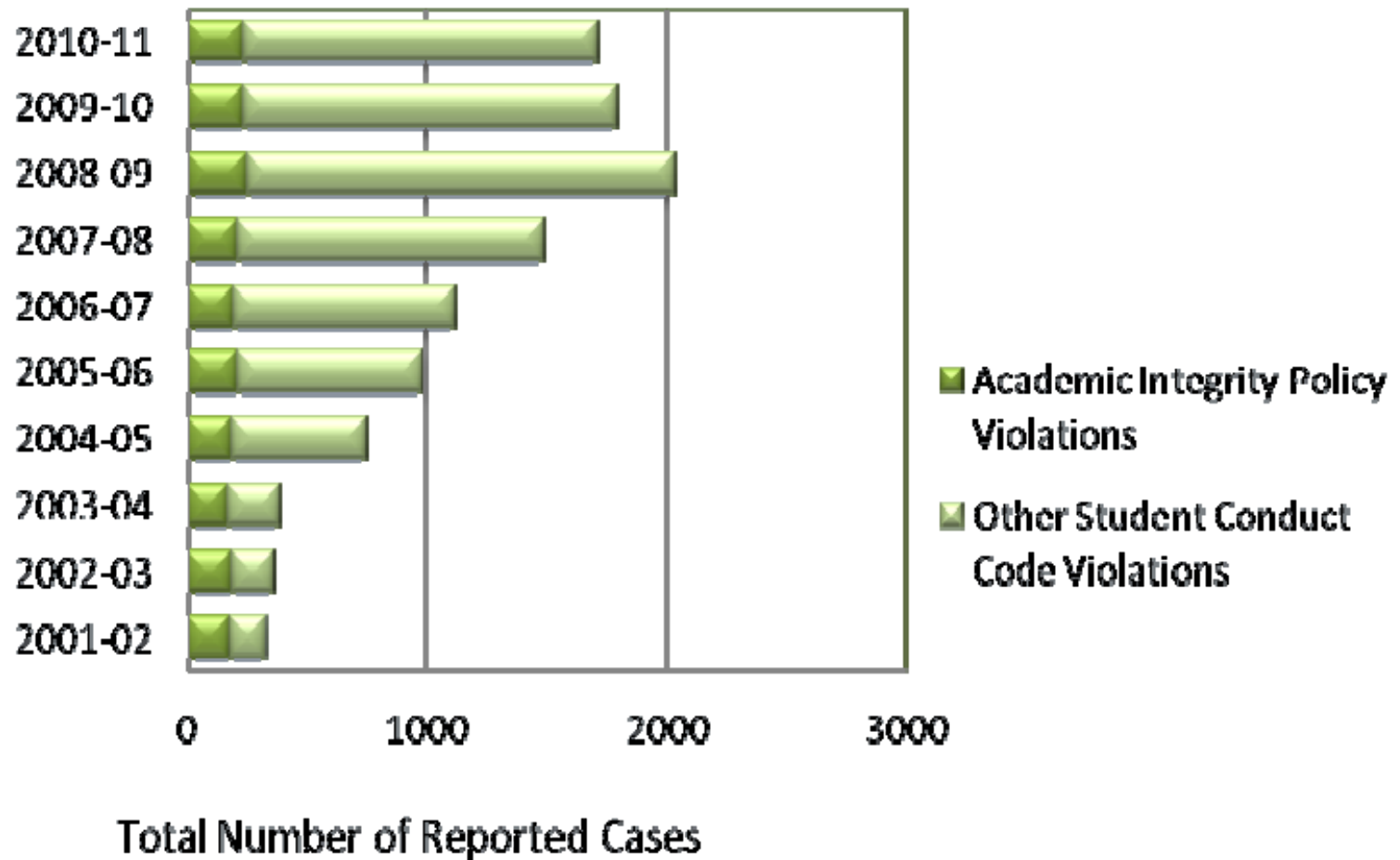
Number of Reported Cases & Violations to the Academic Integrity Policy 2001-2011



Number of Academic Integrity Violations Between 1987-2011



Academic Integrity Compared to Other Student Conduct Code Violations 2001-2011



VIOLATIONS TO THE ACADEMIC INTEGRITY POLICY STATISTICAL REPORT 2011-2012

Summary

During the 2011-2012 academic year, 256 reports of violations to the Academic Integrity Policy were filed with the Office of Student Conduct & Ethical Development. Ninety three (93) were for incidents of cheating. The remaining one hundred sixty three (163) were for plagiarism.

The following two lists summarized the academic sanctions applied by the faculty for cheating and plagiarism.

<u>Academic Sanctions for Plagiarism</u>	<u>Number</u>	<u>Academic Sanctions for Cheating</u>	<u>Number</u>
"F" on assignment	36	"F" on assignment/exam	26
"F" in the course	19	"F" in the course	13
Lower grade on assignment	13	Lower grade on assignment	16
Lower final course grade	10	Lower final course grade	7
No action	0	No credit for the course	5
No credit for the course	7	No action	1
"0" on the assignment	63	"0" on the assignment	22
Re-do the assignment	21	"0" on the exam	17
Total:	169	Warning	16
		Total:	123

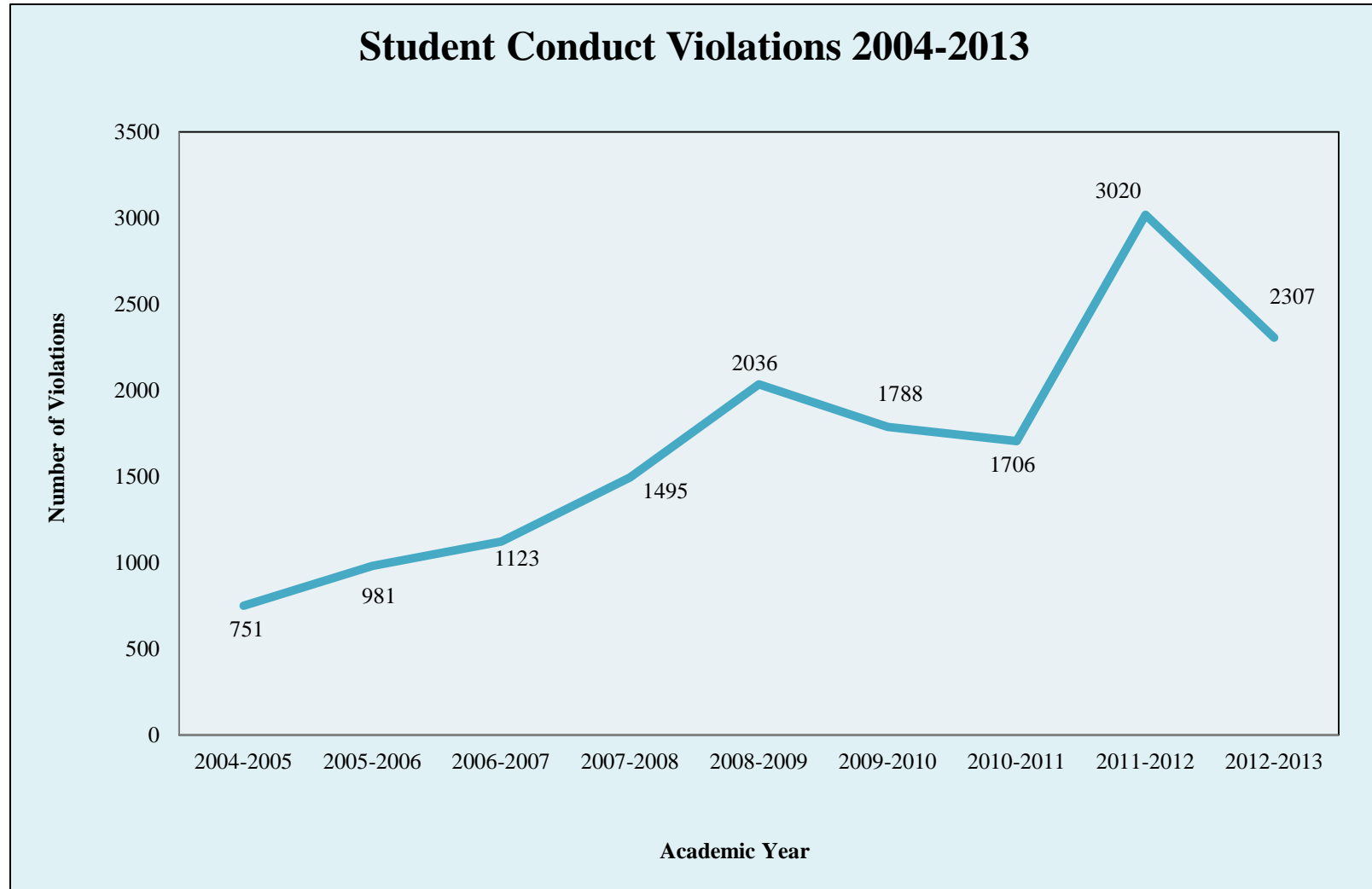
Of the 256 cases reported, 105 (41%) were referred to the Office of Student Conduct & Ethical Development for administrative disciplinary sanctions. The following list summarizes the disciplinary sanctions issued by the Office of Student Conduct & Ethical Development.

Administrative Disciplinary Sanctions

Suspension	0
Probation	58
Probation & Reflective Paper	26
Probation & Writing Center	3
Counseling Services	0
Warning	5
Total:	88

Office of Student Conduct & Ethical Development 2012 -2013 Statistics

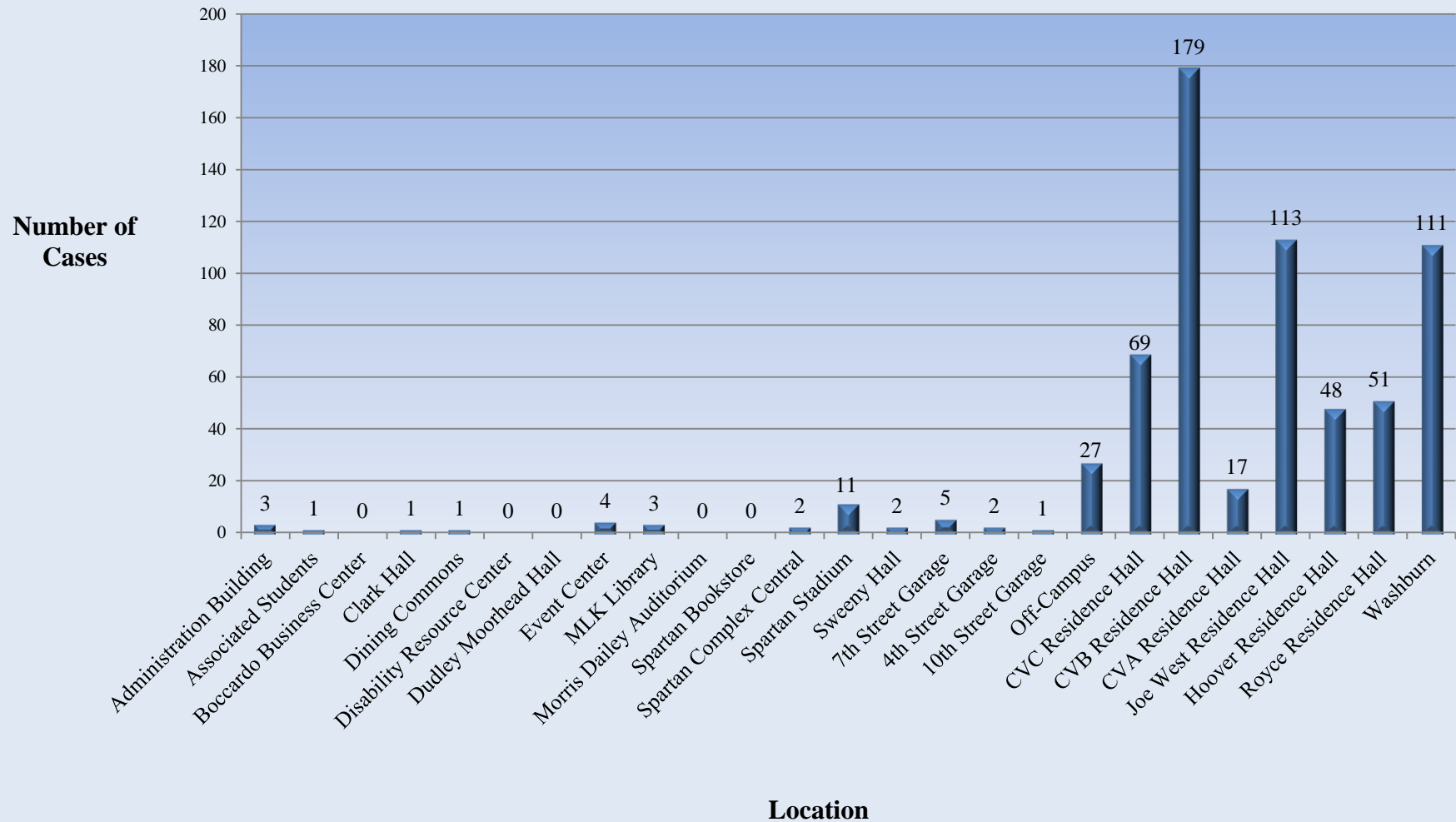
During the 2012 - 2013 academic year, the Office of Student Conduct & Ethical Development did not charge students for violation of law policy unless the action posed a *significant threat* of disruption or interference with University operations. Therefore, we experienced a reduction in the number of violations (2307) as compared to the 2011 – 2012 academic year (3020).



2012-2013 Student Conduct Violations (Monthly)

	JUL	AUG	SEPT	OCT	NOV	DEC	JAN	FEB	MAR	APR	MAY	JUNE	TOTAL # Violations
VIOLATION													
1Ai - Cheating	2		12	13	9	19	12	6	6	3	29		111
1Aii - Plagiarism	3	5	18	16	24	25	6	7	13	10	22	4	153
1B - Fraud			2	3	1	3	5	3	1	1	3	2	24
1C - Forgery				2			1			1		1	5
1D - Misrep/ Agent													
2 - Unauthorized Entry/ Misuse					3				1	17	3		24
3 - Willful Disruption/ Obstruction													
4 - Participating/ Disruptive			2	2	3	1		3	1	1	2		15
5 - Willful Disruption/ Traffic													
6 - Disorderly/ Lewd	1	1	13	6	9	2	6	3	2	5	10	3	61
7 - Threatening Conduct	1		7	1	6	2		2	2	5	10	2	38
8 - Hazing													
9 - Illegal Drugs		8	56	31	34	23	9	40	22	9	12		244
10 - Alcohol	1	164	133	54	22	38	37	42	38	40	37	5	611
11 - Theft			3	5	3				3	2	3		19
12 - Unauthorized Destruction			8	2					1	16	5		32
13 - Weapons		1	3	1	6		7	10		2			30
14 - Unauthorized Recording													
15 - Misuse of Computer													
16 - Violation of University Policy	1	169	148	50	44	54	45	63	53	30	44		701
17 - Failure to Comply		29	7	10	14	10	16	17	12	28	3		146
18 - Federal/ State			3		5	2		5	1	2	1	2	21
19 - Student Conduct Procedures		5							4	25	20		54
20 - Encouraging Another					1				2	15			18
TOTAL # of Violations per month	9	382	415	196	184	179	154	201	162	212	204	19	2307

2012-2013 Referral Location (Non Academic)



Recidivism to the Student Conduct Process

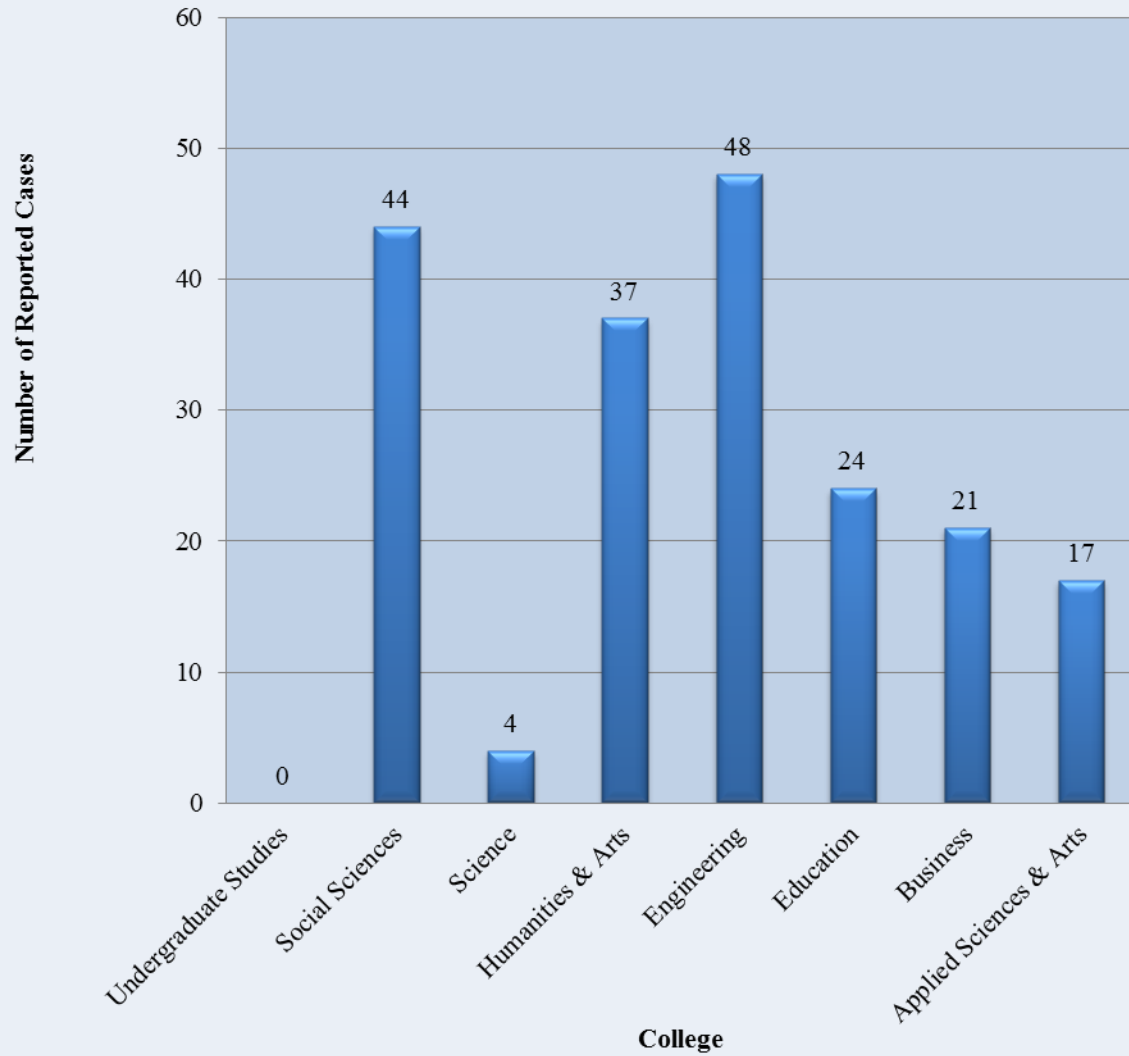
Year	Total number of referrals to the Office of Student Conduct & Ethical Development	Total number of return visits to the Office of Student Conduct & Ethical Development	Recidivism Rate
2012-2013	1087	130	12%

**The number of referrals to Student Conduct & Ethical Development is different from the number of violations. Students can be referred to our office with multiple violations; there were 1087 referrals to Student Conduct & Ethical Development, 130 of those referrals were repeated students who had previously been referred in 2012-2013.*

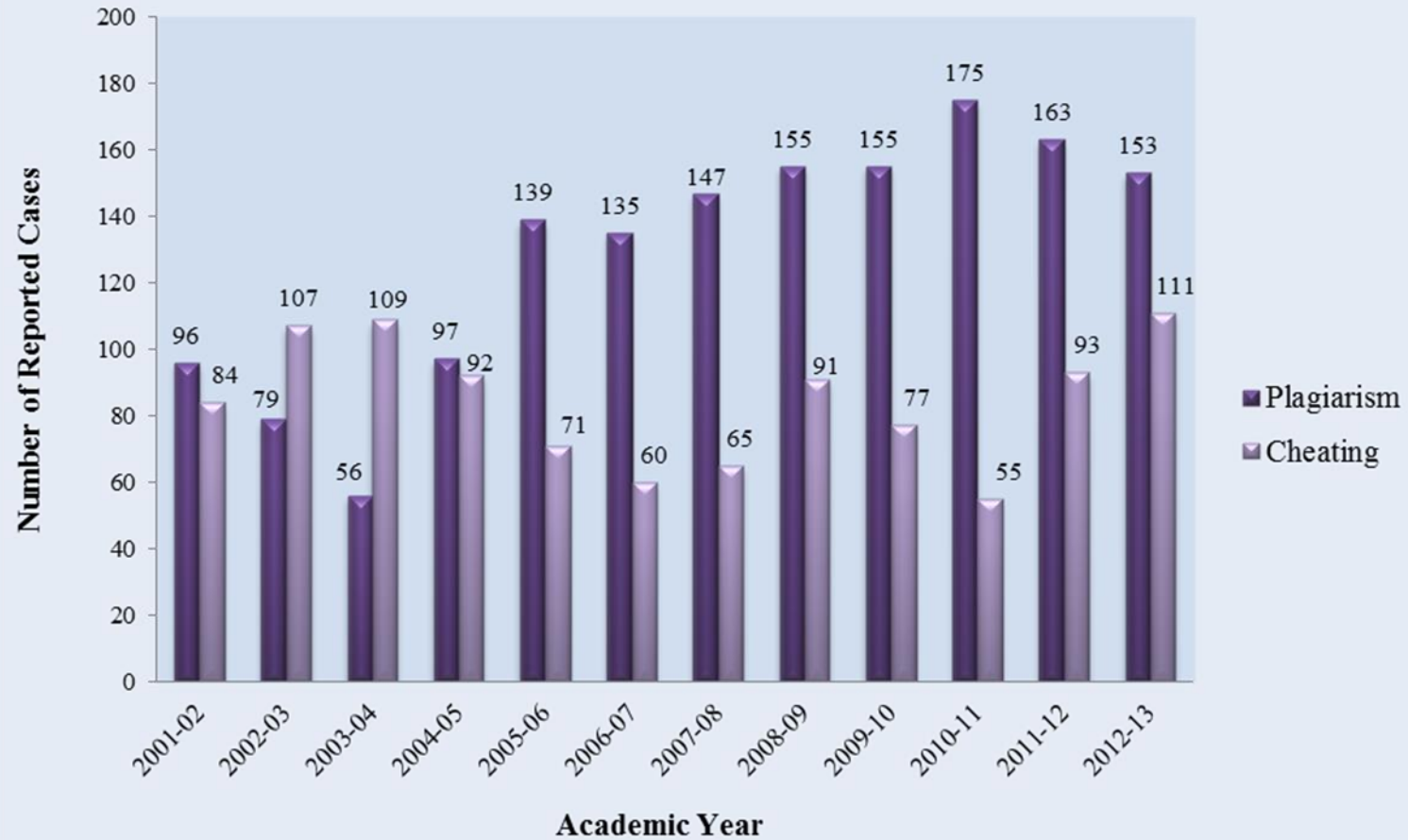
Academic Integrity Cases

In 2012-2013 academic year, 264 reports of violations to the Academic Integrity Policy were filed with the Office of Student Conduct & Ethical Development. Of those reports, 111 were for incidents of cheating and 153 were for plagiarism.

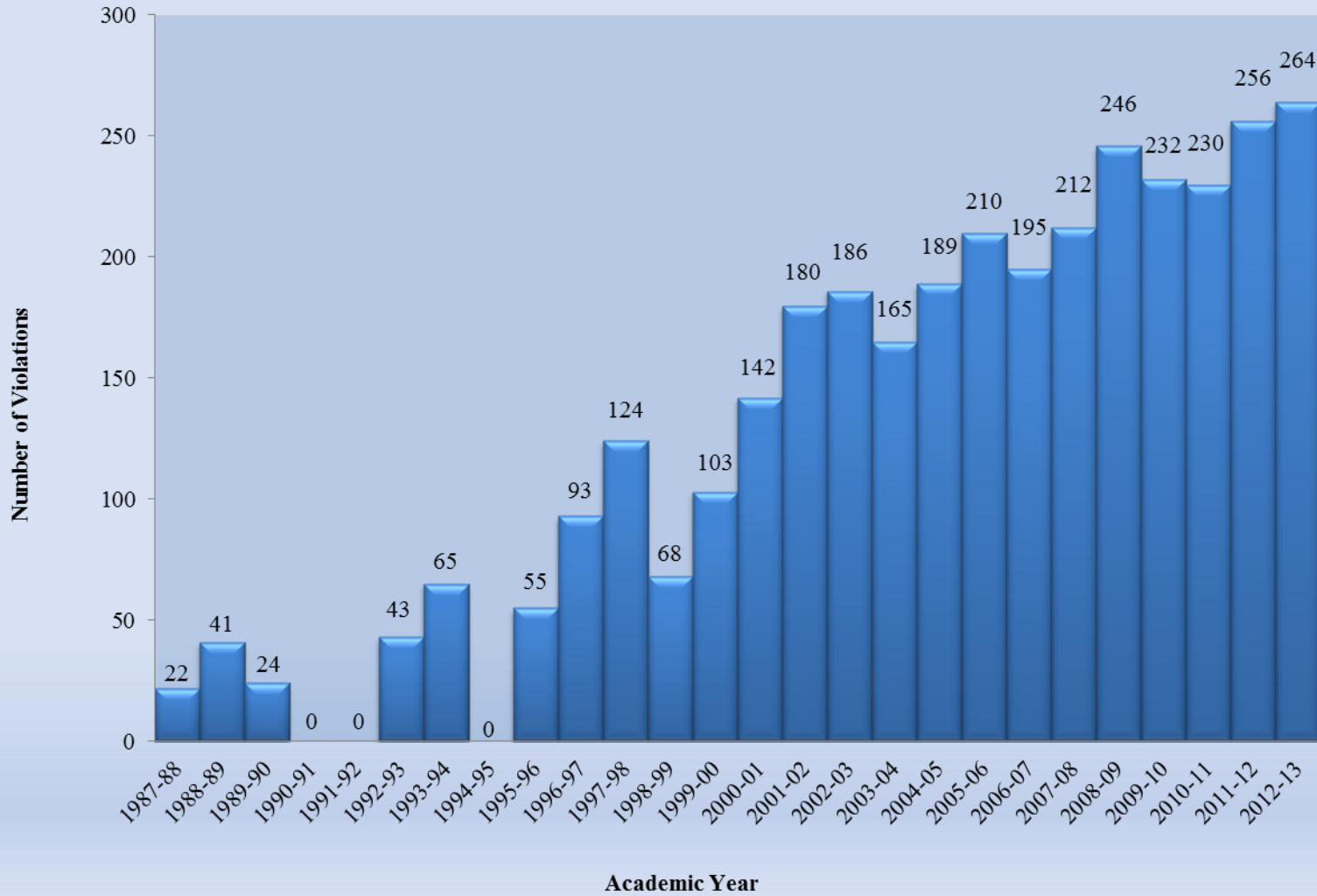
Reported Cases of Academic Integrity Policy Violations by College



Reported Cases of Academic Integrity Policy Violations, 2001-2013, by Violation Type



Reported Cases of Academic Integrity Policy Violations 1987-2013



Academic Integrity Policy Violations Compared to Other Student Conduct Code Violations 2001-2013

